AGROLOT

Agrobank is officially opened!

The investment platform for AGLT token staking is already available on the official website **agrolot.io** in the user's personal account.

Start earning now!

- Register on the website agrolot.io
- Verify your account
- Replenish (Deposite) your internal wallet and choose a tariff

Accruals are made every 7 days

with AGLT tokens at the rate of the purchase market for the internal account wallet
(available for withdrawal at any time)

Also, **get 5%** from the deposits of your referrals

Time	Goal	Staking minimal
92 days	+ 20% per month	10,000 AGLT
119 days	+ 25% per month	50,000 AGLT
182 days	+ 30% per month	100,000 AGLT
182 days	+110% whole term!	100,000 AGLT instant bonus: +10%

Only **The first 10 days** Since the launch of the Agrobank!

START — The best rate!

All staking options are available in the user's personal account on agrolot.io

3 ETH Guaranteed!

For those who invest from 1 million tokens

The larger the amount, the faster you will receive this bonus!

All packages (except for "Start") are fixed in USD upon purchase

Only AGLT tokens can be added to staking

It is impossible to remove tokens from staking ahead of schedule, they are frozen for the entire period of the tariff plan that you have chosen!

You can replenish your internal wallet with AGLT tokens, as well as three other cryptocurrencies

AGLT BTC USDT ETH

Buy tokens directly in your account

You can replenish the internal wallet with any available cryptocurrency using alpha codes **percent free from the btc-alpha.com** exchange

For participants of staking valuable prizes will be awarded and a contest will be held

All details you can read on the **agrolot.io**

Join our Telegram:

t.me/joinchat/HMooVFcD_5cA8193fJVy1A

Agrolot is your reliable partner worldwide!

Successful and profitable trades to you, colleagues!

How to start earning with Agrolot?

Step-by-step instructions for using your personal account on aglolot.io

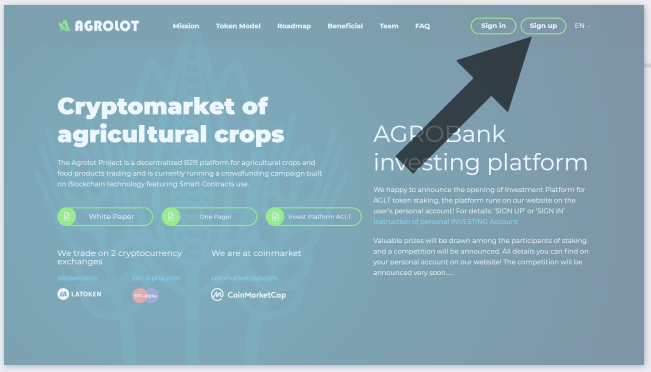

1

Register on agrolot.io

The button «Sign up»

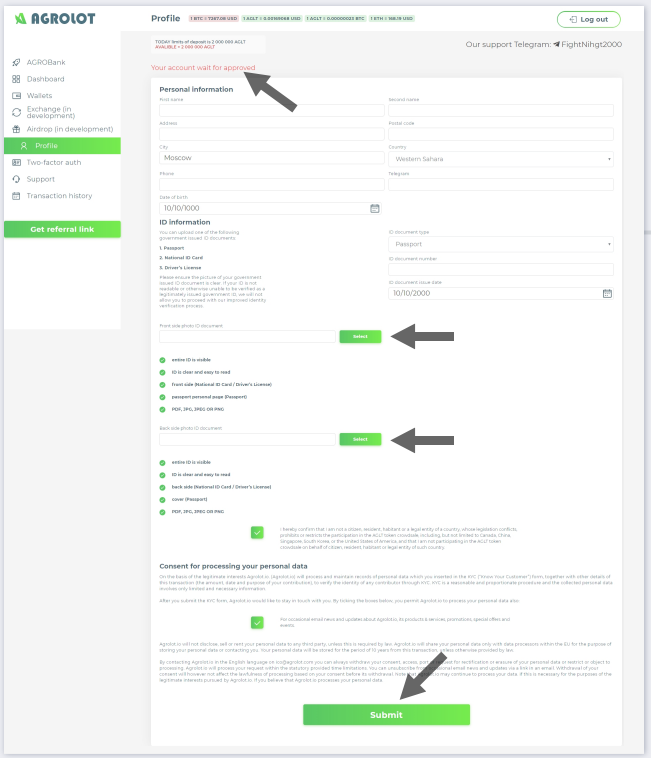

2

Confirm the mail

by clicking on the link from the letter that will come to your mail you have entered

3

Pass verification

Fill in all the fields by attaching photos of documents in your personal account Less 1mb

Then press the "Submit" button. Your account will be confirmed shortly.

After verification, you can use your personal account in full!

4

4

There are two ways to add tokens to the cabinet:

Alpha codes

exchange btc-alpha.com

When creating the code, leave the mail field blank.

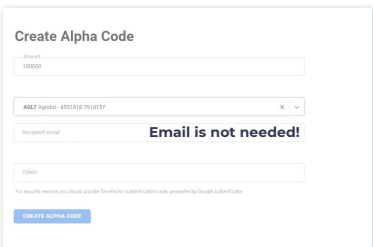

I. Press the button: + on the line "BTC-alpha code"

II. In the window that appears, paste the code

III. Click "Confirm"

or

Transfer to wallet

I. Press the button: + on the line "Agrolot"

II. In the window that appears, check the recipient address

Two addresses must be the same

If they are differ, please contact the support

III. Send tokens to this address

IV. Fill in the fields with the amount and hash of the transaction

V. Click "Confirm"

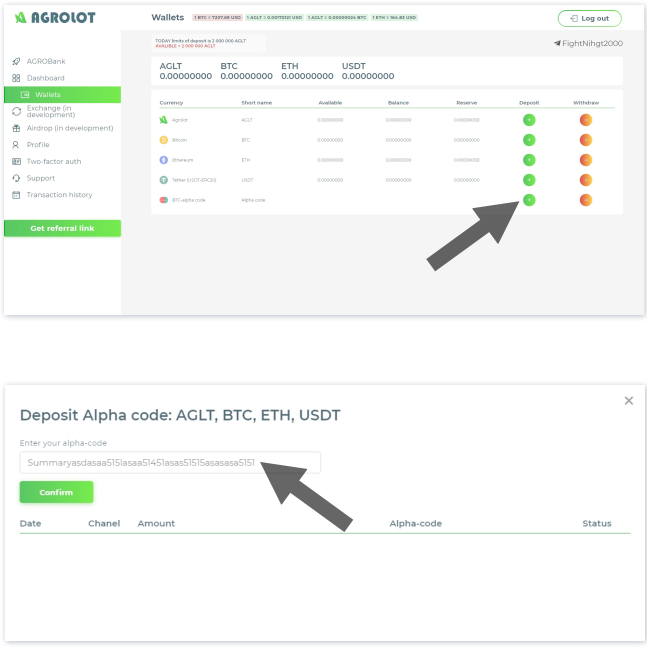

Automatic token accrual

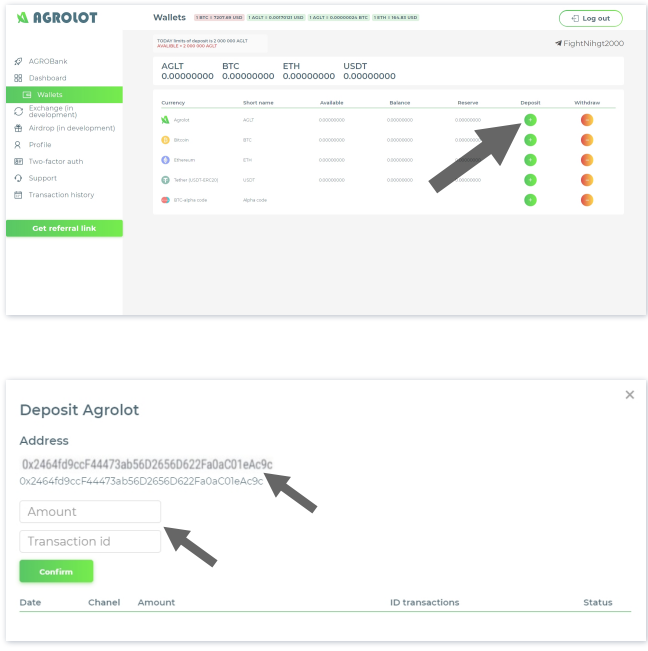

Manual token accrual

Once your funds have been credited, you can proceed
to the purchase of staking tariff plans!

5

There are two ways to buy:

The first option:

Inset “Agrobank”

I. Choose the tariff plan that suits you best according to the conditions

II. Select the currency and enter the amount at the bottom of tariff plan

III. Click “Buy”

The second option:

Inset “Dashboard”

I. Find the block “Buy Agrobank tariff plans”

II. Select the appropriate tariff plan from the dropdown menu

III. Select the currency and enter the amount

IV. Click “Buy”

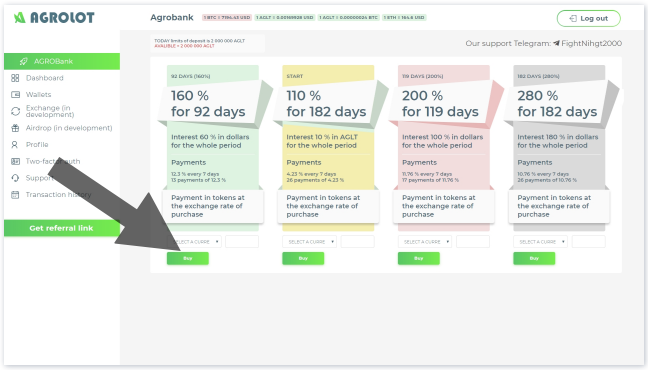

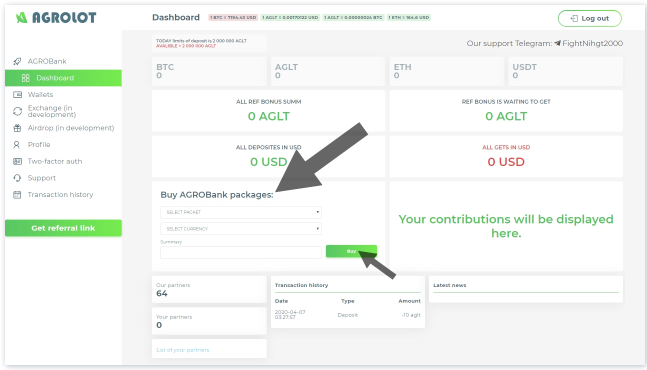

Your tariff plan will be visible in the inset “**Dashboard**” after purchase, your payouts, transfers, deposit amount and much more are also marked there

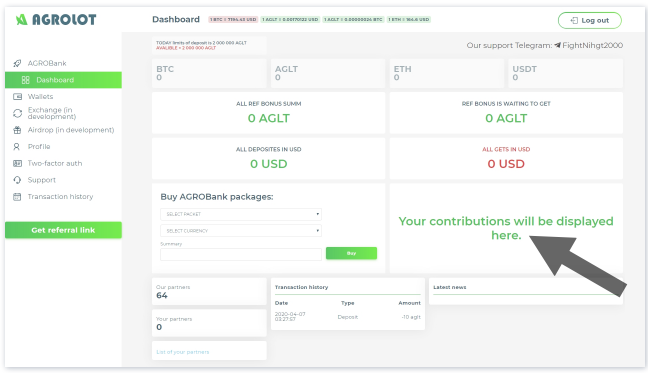

6

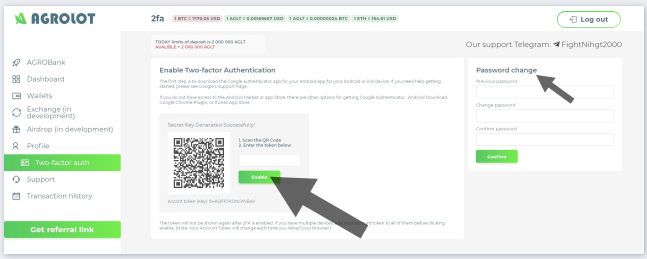

Enable Two-factor authorization (Recommended)

Inset “Two-factor auth”

Scan the code in “Google Authenticator”, paste the received one and click "Enable".

A new code is generated every 30 seconds.

You can change the password if necessary in this section.

7

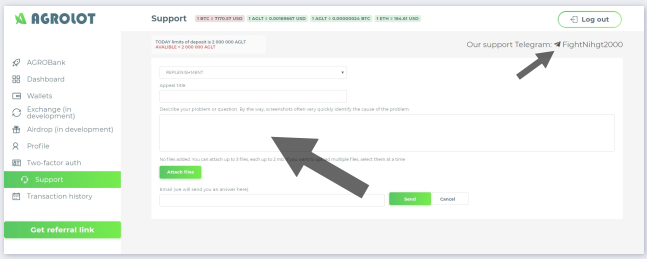

If you have questions, please contact support

inset “Support”

We have two communication channels:

@FightNihgt2000 — Telegram

agrolot.io/en/support — Form Online

8

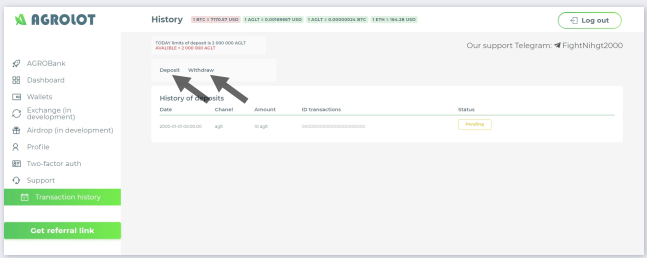

Follow transaction history

inset “Transaction history”

Here will display your deposits, referral charges and payments

9

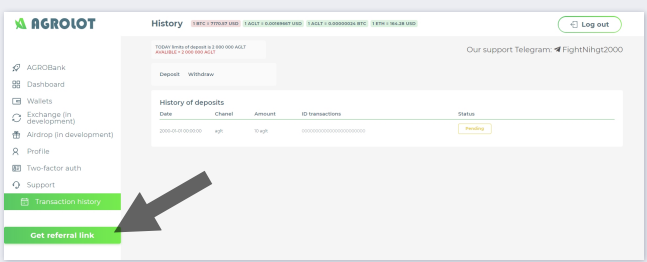

Participate in a referral program

For which you will receive **5% of all deposits** of all the participants you invited!

10

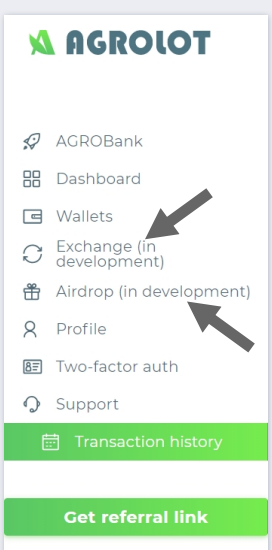

Win valuable prizes

inset “Airdrop”

inset “Exchange”

We will drawn valuable prizes and hold different contests

You will be able to purchase AGLT token on the inside exchange for a **more profitable rate**

These sections will be available very soon.
Follow the news!

12

Inset “Dashboard”

1. Currency balances
2. Referral accruals
   Available for output and those that are expected
3. The Amount of all deposits are in USD
4. Current exchange rates to the dollar
5. How many rewards you have already received
6. Buying packages
7. Your purchases with full description
8. How many partners are there on the site and separately how many have your referrals
   click to show referral list
9. Transaction history
10. Last news

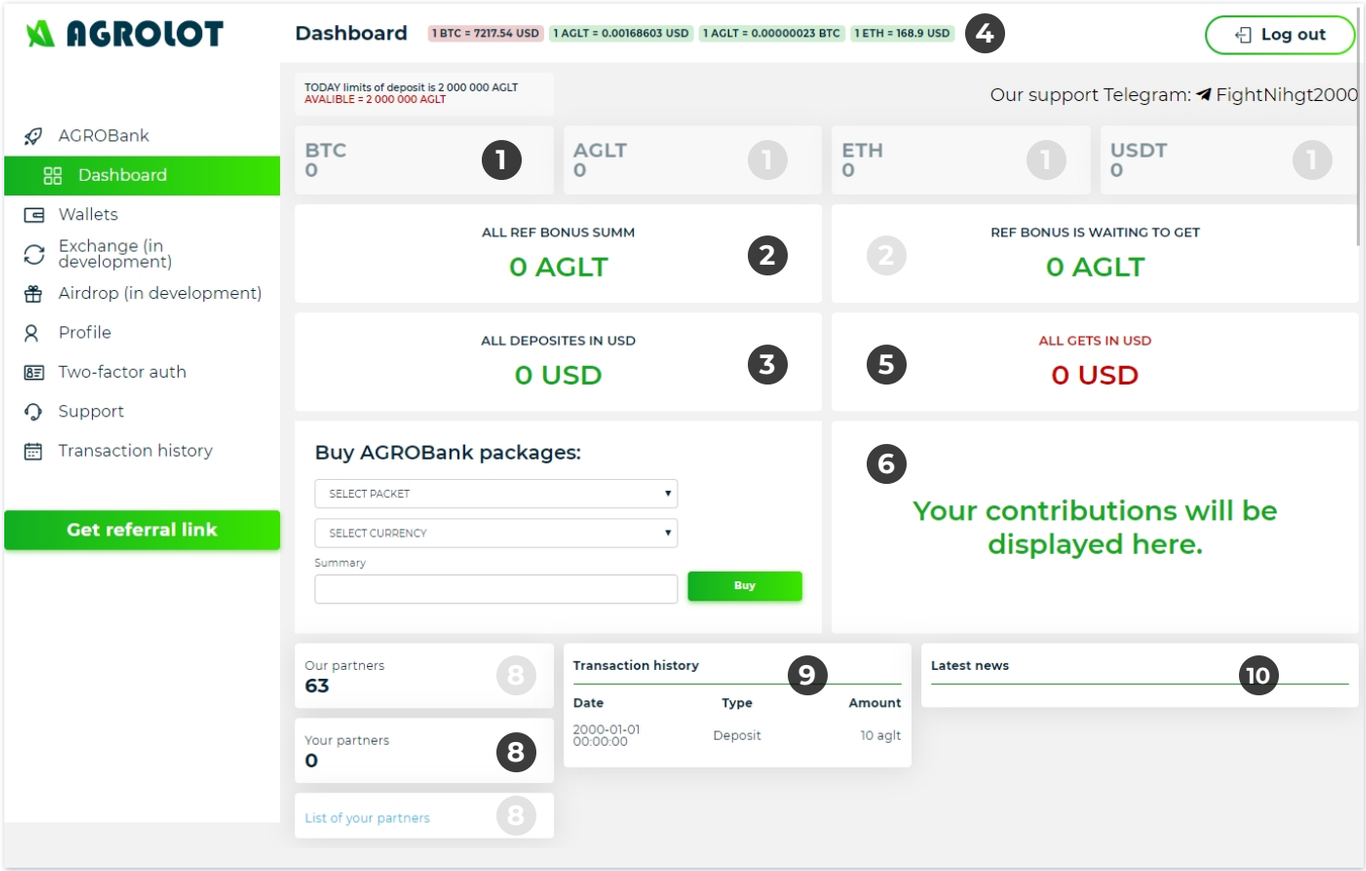
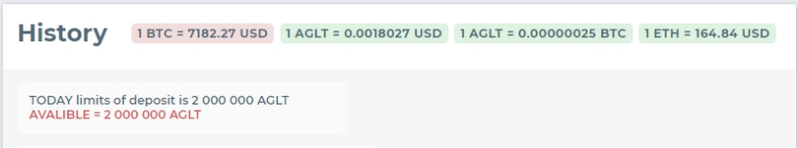
Above is the amount of available deposits
for today and how much is left: